

BILL OF MATERIALS

MTL	PART	DESCRIPTION	QTY	UOM
10	92210A550	Hex Drive Flat Head Screw - 1/4" - 20 Thread Size, 2" Long	3	EA
20	1700-1247	Zintra Gripper Hanging Kit Containing Barrel, Wire Adjuster and Wire	3	EA
30	1210-0107	1.50 OD x 0.0625 x 20-FT TUBE, 6063-T4-S, CLEAR ANODIZED	2	LEN

REVISIONS HISTORY

REVISION	DESCRIPTION	DATE	APPROVER	ISSUED
A	Cirrus Cloud	9/11/2017	Approver	RJR

FUNCTION: TO PROVIDE VISUAL PLEASURE AND ACOUSTICAL DAMPING

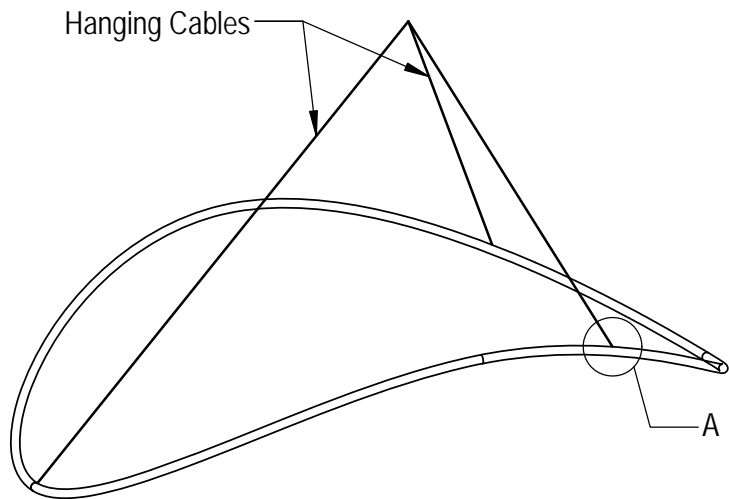
NOTES

Original design concepts are protected under Federal Copyright Laws and are the property of Rainier Industries, Ltd. Any reproduction of this design concept without written consent is expressly forbidden.

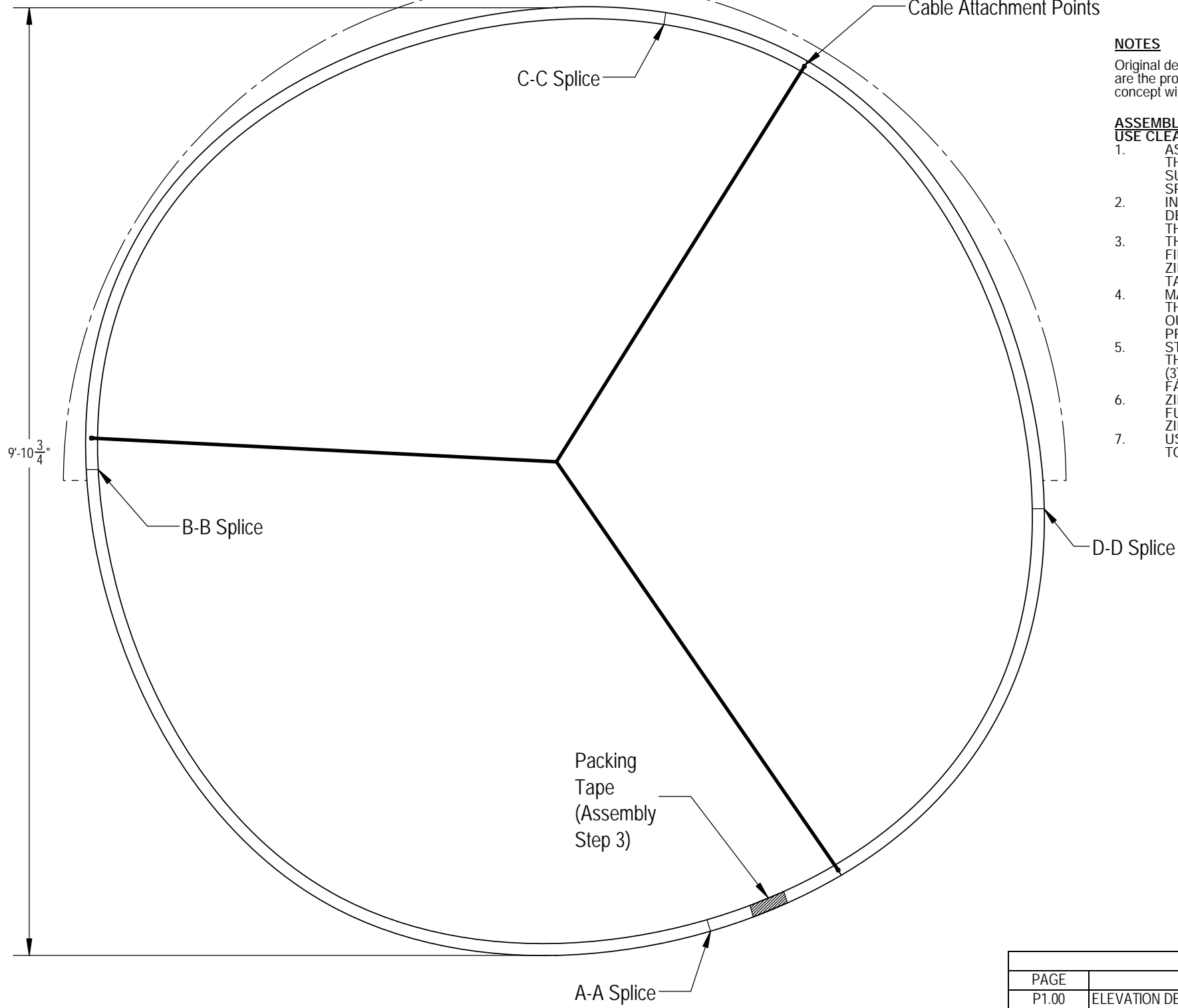
ASSEMBLY INSTRUCTIONS:

- USE CLEAN GLOVES (PROVIDED) WHEN HANDLING FABRIC**
- ASSEMBLE FRAME BY MATCHING THE SAME LETTERS ON THE ENDS OF THE TUBES (A TO A, B TO B, ETC.) AND MAKE SURE THE GUIDE LINES ARE LINED UP, SEE TOP VIEW FOR SPLICE LOCATIONS
 - INSERT (3) 1/4"-20 HEX DRIVE BOLTS (MTL 10) INTO DESIGNATED HOLES AND TAPE HEADS INTO PLACE SO THEY DO NOT FALL OUT DURING FABRIC FITTING PROCESS
 - THE FABRIC COVER IS MADE TO FIT LIKE A PILLOW CASE, FIND THE CENTER OF THE FABRIC STRIP BETWEEN THE ZIPPERS AND LINE IT UP WITH THE PIECE OF PACKING TAPE ON FRAME SEGMENT D-A
 - MAKE SURE THE THE GROMMETS ON THE COVER ARE ON THE SAME SIDE THE BOLT THREADS ARE PROTRUDING OUT OF THE FRAME TO ENSURE THE COVER IS ORIENTED PROPERLY
 - START FITTING THE FABRIC COVER ON THE FRAME, PUSH THE BOLTS THROUGH THE GROMMETS AND TIGHTEN THE (3) HANGING BARRELS (MTL 20) ONTO THE BOLTS AS THE FABRIC IS ZIPPED. (SEE **DETAIL A**)
 - ZIP ONE SIDE OF THE COVER UNTIL IT WILL NOT GO ANY FURTHER, THEN SWITCH TO THE OTHER SIDE AND FINISH ZIPPING THE COVER ONTO THE FRAME.
 - USE THE BARRELS AND PROVIDED STAINLESS STEEL WIRE TO HANG THE COVERED FRAME

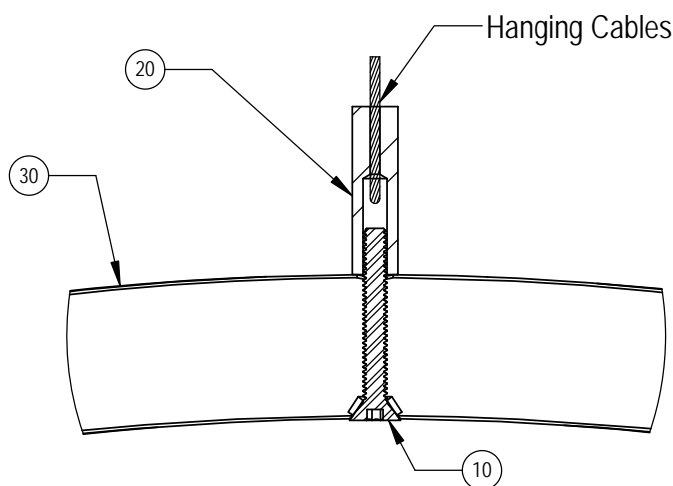
Hanging Cables



Isometric View
Scale 1 : 32



Top View
Scale 1 : 16



DETAIL A
SCALE 1 : 2

SHEET INDEX		
PAGE	DESCRIPTION	DEPARTMENT
P1.00	ELEVATION DETAILS	F

RAINIER INDUSTRIES LTD 18375 Olympic Ave. S. Tukwila, WA 98188 425-251-1800 Phone	www.rainier.com		ISO 9001:2000 REGISTERED	
	18375 Olympic Ave.		ISO 14001: EMS - REGISTERED	
	S. Tukwila, WA 98188		425-251-1800 Phone	
TOLERANCES		CUSTOMER	RAINIER PART #	
.X = ±.5", 1/2"		Rainier Ind	--	
.XX = ±.1", 1/8"		SALES ORDER	PART DESC.	
.XXX = ±.05", 1/16"		--	Cirrus Cloud	
		CUSTOMER DRAWING #		
		Cirrus		
			Cover Sheet	
			SHEET DESCRIPTION	
			P1.00	
			SHEET NUMBER	

DELIVERABLES	
DESCRIPTION	QTY
Cirrus Cloud	1